

DEPARTMENT OF SCHOOL ADMINISTRATION

**PCI
FORM 4-1**

Due annually October 31st to the Department of School Administration and a copy to the Department of Curriculum & Instruction



SCHOOL MISSION STATEMENT

SCHOOL: **Kempsville Elementary School**

DATE: **10/31/2008**

Kempsville Elementary School unites with its families and community partners to develop each child's potential, provide a strong educational foundation, and instill an enthusiasm for lifelong learning.

- SACS
- SOA
- HSTW

VBCPS Goals for 2003 – 2009 Framework for the Future of Schools

- TITLE I
- OTHER GRANT
- Other _____

Virginia SOA Requirements

1. Student Achievement
2. Student / staff Attendance
3. Drop-out Rate
4. Staff Development

Virginia Beach City Public Schools values Youth, Commitment, Compassion, Integrity, Positivity, Respect, Wisdom, and Work Ethic.



Expanded Instructional Opportunities Through Data-Driven Curriculum



Safe Schools and Effective, Well-Disciplined Environment



Effective, Efficient Use of Resources to Create Quality Educational Opportunities



Quality Work Force: Trained and Accountable for Performance



Recognition of Our Diversity – Respect for All People



Meaningful Involvement of Community, Parents, and Partners

PLAN

Demographic Overview (Attach School Report Card)

DEPARTMENT OF SCHOOL ADMINISTRATION

PCI
FORM 4 – 1

Due annually October 31st to the Department of School Administration
and a copy to the Department of Curriculum & Instruction



VIRGINIA BEACH CITY PUBLIC SCHOOLS
A H E A D O F T H E C U R V E

PLAN

Demographic Overview (Attach School Report Card)

Kempsville Elementary School is located on Kempsville Road just south of Princess Anne Road intersection, KES serves students from an established single-family neighborhood, which stretches from south of Providence Road to north of Princess Anne Road.

The Kempsville Elementary School community of made up of diverse social, ethnic and economic patrons. Our student ethnic population:

AFRICAN AMERICAN	87	17.1%
AMERICAN INDIAN	2	0.4%
ASIAN	26	5.1%
CAUCASIAN	345	67.8%
HISPANIC	23	4.5%
UNSPECIFIED	26	5.1%

Seven percent (7%) of our 2nd – 5th grade students are identified as gifted. Eighteen percent (18%) of our 2nd – 5th grade students are identified as needing special education services including those receiving speech therapy. Nineteen percent (19 %) of our students qualify for the free and reduced lunch program. Our attendance rate is 96.4% as compared to the VBCPS average of 96%.

Kempsville Elementary enjoys active and dedicated PTA and volunteer support. PTA membership has been over 100% for the past 5 years and has earned Kempsville Elementary recognition as an ‘Exemplary PTA School.’ During the 2007 – 2008 school year our children and staff enjoyed the efforts of 192 VIE and PIE who gave 13,682 hours of support to our school.

DEPARTMENT OF SCHOOL ADMINISTRATION

PCI FORM 4 – 1

Due annually October 31st to the Department of School Administration
and a copy to the Department of Curriculum & Instruction



PLAN

VBCPS Plan for Continuous Improvement

Review and Analysis of Results

School:

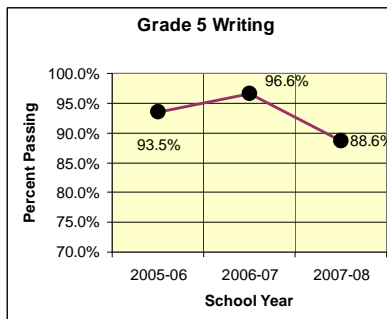
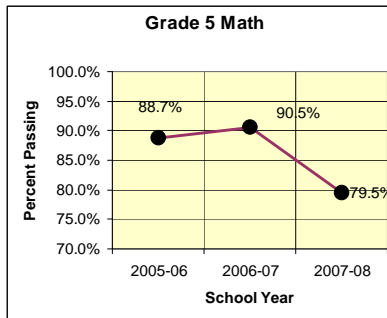
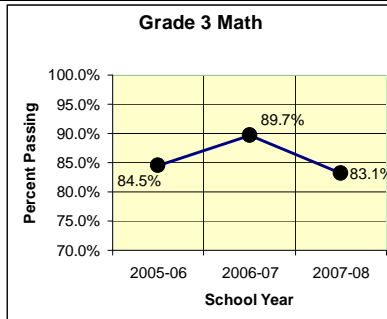
DATE:

Review

(Objective data, qualitative indicators, trends and comparisons)

Analysis

(What does the data mean to the school? Identify gaps and list priorities)



Kempsville Elementary School met FULL ACCREDITATION status from the results of the Spring 2008 SOL test scores. The lowest academic area was mathematics at an 82.08% pass rate for third grade and fifth grade students. The pass rate for African American students in mathematics was 66.7% for third grade students and 58.8% for fifth grade students.

Grade 5 student writing subtest scores fell from 96.6% pass rate in 2007 to an 88.6% pass rate in 2008.